


Japanese Traces



designer
stone solutions

Wall: Japanese Traces Leafy Green Mix Mosaic



Wall: Japanese Traces Linen White Mosaic



Wall: Japanese Traces Dove Grey Mosaic

Japanese Traces



DSS0201

White Linen Mosaic

12X92X8MM on 284X298MM



DSS0202

Emerald Green Mosaic

12X92 on 284X298MM



DSS0203

Dove Grey Mosaic

12X92X8MM on 284X298MM



DSS0204

Soft Blue Mosaic

12X92X8MM on 284X298MM



DSS0205

Sage Green Mosaic

12X92X8MM on 284X298MM



DSS0208

Sky Blue Mosaic


12X92X8MM on 284X298MM



DSSo210
Plain White Mosaic
12.8X92X8MM on 284X298MM




DSSo211
Plain Black Mosaic
12.8X92X8MM on 284X298MM



DSSo215
Jade Mix Mosaic
12X92X8MM on 284X298MM



DSSo216
Leafy Green Mix Mosaic
12X92X8MM on 284X298MM



Wall: Japanese Traces Jade Mix Mosaic

Japanese Traces

SPECIFICATIONS

Material	Glazed porcelain
Size	12x92 on 284x298mm 12.8x95 on 292.5x296mm (DSSo10-11)
Thickness	Approx. 8mm
Applications	Internal wall
Made in	China

PACKING INFORMATION

Code	Sheet per M2	M2 per sheet
DSSo201	12	0.0846
DSSo203	12	0.0846
DSSo205	12	0.0846
DSSo206	12	0.0846
DSSo208	12	0.0846
DSSo210	12	0.0864
DSSo211	12	0.0864
DSSo215	12	0.0864
DSSo216	12	0.0864



Wall: Japanese Traces Sage Green Mosaic





Melbourne Head Office

2 / 1 Kitchen Road, Dandenong South VIC 3175

www.designerstonesolutions.com.au

sales@designerstonesolutions.com.au

03 9706 5245

Disclaimer: Slip ratings, tile colours, shades and sizing can vary between productions and we recommend confirmation at the time of specifying and ensuring the products are dry laid before being fixed.. Colours depicted in this catalogue may vary to the actual tile. We are not responsible for typographical errors and we make every effort to ensure the accuracy of the information published in our catalogues and websites. The information stated in this catalogue is subject to change at any time without notice.