

MIRAGE



designer
stone solutions


MIRAGE




EST0088
White Decor P3/R10 600x600mm



EST0089
White Matt P3/R10 600x600mm




EST0090
White Matt P3/R10 300x600mm



EST0081
Dark Grey Decor P3/R10 600x600mm



EST0082
Dark Grey Matt P3/R10 600x600mm



EST0083
Dark Grey Matt P3/R10 600x600mm



MIRAGE

Material:	Porcelain
Edge Type:	Rectified
Sizes:	300x600mm (excl. Decor) 600x600mm
Thickness:	10mm
Finish & Slip Rating:	Matt P3/R10
Variation Rating:	V2
Faces:	300x600mm: 16 Faces 600x600mm: 8 Faces
Applications:	Wall, Floor, Internal, and Commercial
Made in:	China

	pcs/box	m2/box	kg/box	box/pallet	m2/pallet	kg/pallet
300 x 600	8	1.44	30.5	40	57.60	1220
600 x 600	4	1.44	31	40	57.60	1240





designer
stone solutions

Melbourne Head Office

2 / 1 Kitchen Road, Dandenong South VIC 3175

www.designerstonesolutions.com.au

sales@designerstonesolutions.com.au

03 9706 5245

Disclaimer: Slip ratings and tile colours/shades can vary between productions and we recommend confirmation at the time of specifying. Colours depicted in this catalogue may vary to the actual tile. We are not responsible for typographical errors and we make every effort to ensure the accuracy of the information published in our catalogues and websites. The information stated in this catalogue is subject to change at any time without notice.